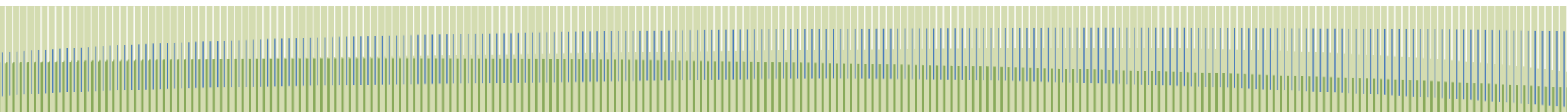


Trees and Shrubs

A guide to native plant species
in the Shire of Murray

Contents

Introduction	1	Species suited to wet environmental conditions	15
<i>Native, Indigenous and Local – What’s in a name?</i>	1	<i>Ground cover, herbs and climbers</i>	15
<i>Why plant Native?</i>	1	<i>Small shrubs – Up to one metre</i>	17
Get to know your soil	2	<i>Medium shrubs – One metre to three metres</i>	18
Species suited to dry environmental conditions	3	<i>Tall shrubs – Three metres and above</i>	21
<i>Ground cover, herbs and climbers</i>	3	<i>Small and Medium Trees – Up to 10 metres</i>	23
<i>Small shrubs – Up to one metre</i>	5	<i>Large Trees – 10 metres and higher</i>	23
<i>Medium shrubs – One metre to three metres</i>	8	Sedges and Rushes	24
<i>Tall shrubs – Three metres and above</i>	12	Native Grasses	26
<i>Small and Medium Trees – Up to 10 metres</i>	13	Waterwise Verges	27
<i>Large Trees – 10 metres and higher</i>	14	Waterwise Species suitable for Verges	28
		Note: Contacts Back Cover	34



Introduction

This booklet has been developed to be used as a guide in choosing native plant species for revegetation, waterwise verges, restoration of remnant bushland, restoration of riparian vegetation and landscape plantings within the Shire of Murray.

The information used in this booklet has been referenced from the Landcare SJ 'Keeping it Local' booklet (<https://www.sjshire.wa.gov.au>) and APACE Revegetation Catalogue – Bassendean Vegetation Complex booklet (<https://www.apacewa.org.au>), with additional species information obtained from the Florabase (<https://florabase.dpaw.wa.gov.au>), ReWildPerth website (<https://rewildperth.com.au>), and Geographe Community Landcare Nursery website (<https://gcln.org.au/>).

Native, Indigenous and Local – What's in a name?

The Swan Coastal Plain and the Darling Scarp are home to an extensive variety of indigenous species, making this area biologically significant and historically unique. Over the years, a majority of the natural bushland has been extensively cleared for farming, timber and housing developments. Therefore, it is now important to protect the remaining pockets of remnant bushland and return some modified areas of the landscape back to their original glory through strategic revegetation.

'Native' is a broad term used to describe plant species that are naturally occurring in the Australian landscape while the terms 'Indigenous' and 'local', refer to plants found within a specific area.

Why plant Native?

- Prevents further land degradation and improves environment quality
- Can influence micro-climates by providing natural wind breaks and shelter and producing cool air in summer
- Improves soil health and controls soils erosion
- Can help restore river health
- Can improve water quality by filtering excess nutrients
- Manages water use and water movement throughout the natural landscape
- It fits with the aesthetics of the natural environment
- To conserve biodiversity
- Native flora provides habitat for fauna

Key



Bird Attracting – Attract and provide habitat for birds



Insect Attracting – Attract butterflies, bees or insects




Dieback Resistant – Known to be unaffected by the presence of Phytophthora dieback



Low Flammability – Leaves of these plants have a higher water content and lower oil content than other species. They catch fire slowly, burn slow and produce low flames.



Suitable for Verges ( = **Prostrate form**) – some may require pruning to maintain height less than 750mm (75cm) tall.



Suitable for Fence Screening/Windbreaks

Get to know your soil

Soil is the foundation of all plant communities; therefore, it is important to choose species that will thrive in your soil type, ensuring that survival rates are maximised.

Below is a description of the major soil types within the Shires of Murray and Serpentine Jarrahdale. You can visit your nearest Landcare Centre or contact the Environmental Officer at the Shire of Murray to help determine the soil type of your property.

Pinjarra Plain (P) – Beermullah, Guildford and Serpentine River soils

The alluvial soils of the Pinjarra Plain consist of fertile clays and loams. Guildford soils consist of sand or loam over clay, Beermullah soils tend to become waterlogged and saline and Serpentine River soils are flat and poorly drained. The natural vegetation type of these soils is typical of a wetland environment.

Hills (H) – Darling Scarp & Darling Plateau

Typical soils within the hills consists of variations of clay-gravels and are usually moist in winter and very hard in summer. The area receives the highest rainfall in the Perth metro region which has exposed laterite and

granite over time via erosion. The gravelly soils are a good growing medium, holding onto moisture without waterlogging and are typically quite fertile.

Foothills (F) – Forrestfield soils

The narrow strip at the base of the Darling Scarp is known as the Foothills and made up of Forrestfield soils. This soil type is well draining, consisting entirely of gravel and sand.

Bassendean Dunes (B) – Bassendean sands, Southern River and Bassendean swamps






The Bassendean dunes are the oldest dune system on the Swan Coastal Plain, located inland and adjacent to the Darling Scarp. They consist of infertile pale grey/yellow sand, left over from many years of nutrient removal and water leaching through the profile.

Spearwood Dunes (S) – Karrakatta soils

Consisting of yellow sands that do not hold water well, the Spearwood dunes are located between the Bassendean dunes to the east and Quindalup dunes to the west.

Species suited to **dry** environmental conditions

Ground cover, herbs and climbers

Species	Common Name	Height (m)	Flowers	Colour	Preferred Soil Type	Favourable Environment	Other Info
<i>Agrostocrinum scabrum</i>	Blue Grass Lily	to 1	Sep-Nov	Blue/White	P, F, H	Clay & granite soils	 
<i>Anigozanthos humilis</i>	Catspaw	0.1 - 1	Jul-Oct	Yellow/Red	P, H, F, B, S	Sandy soils	   
<i>Billardiera fusiformis</i>	Australian Bluebell	Climber	Nov-Fab	Blue/White	P, H, F, B, S	Sand, variety of soils.	   
<i>Burchardia congesta</i>	Milkmaids	0.8	Aug-Oct	White	P, H, F, B, S	Peat, sand, loam, gravel, laterite, granite. Sand dunes, plains, valleys.	 
<i>Carpobrotus virescens</i>	Coastal Pigface	0.1 – 0.3	Jun-Jan	Pink/White	B, S	White, grey or brown sand. Coastal dunes	  
<i>Clematis pubescens</i>	Common Clematis, Old Man's Beard	Climber	May-Nov	White/Cream	P, H	Sand, clay, loam, laterite, limestone, granite. Coast, hills, valleys.	   
<i>Conostylis aculeata</i>	Prickly Conostylis	to 0.5	Aug-Nov	Yellow	P, H, F, B, S	Sand, loam, clay, limestone, laterite.	    
<i>Conostylis candicans</i>	Grey Cottonhead	0.4	Jul-Nov	Yellow	P, H, S	Sandy soil over limestone	   
<i>Dianella revoluta</i>	Blueberry Lily, Spreading Flax Lily	0.3 – 1.5	Aug-Apr	Blue/Purple	P, H, F, B, S	Variety of soils, laterite, limestone.	   
<i>Hardenbergia comptoniana</i>	Native Wisteria	Climber	Jul-Oct	Blue/Purple	F, B, S	Sandy soils	     
<i>Hovea chorizemifolia</i>	Holly-leaved Hovea	0.1 – 0.6	May-Oct	Purple	P, F, H	Sand, laterite, gravel	
<i>Hybanthus calycinus</i>	Wild Violet	0.1 – 0.6	Jul-Oct	Blue/Purple	P, F, B	Sandy soils	 

<i>Kennedia coccinea</i>	Coral Vine	Climber	Sep-Nov	Pink/Orange	P, H, F, B, S	Sandy soils	
<i>Kennedia prostrata</i>	Running Postman	Ground Cover	Apr-Nov	Red	P, H, F, B, S	Sandy gravelly soils	
<i>Marianthus bicolor</i>	Painted Marianthus	0.45 – 3 or Climber	Dec-May	White/Cream	P, H, F, B, S	Sand, clay, loam, gravel, sandstone, laterite & granite	
<i>Opercularia vaginata</i>	Dog Weed	0.1 – 0.45	Jul-Dec	Green/Yellow	P, H, F, B, S	Sandy, lateritic or granitic soils, coastal limestone	
<i>Orthrosanthus laxus</i>	Morning Iris	0.3 – 0.6	Sep-Dec	Blue	H, S	Sand and sandy loam soils	
<i>Patersonia occidentalis</i>	Purple Flag	0.5 – 1.5	Aug-Jan	Purple	P, H, F, B, S	Dunes & granite outcrops	
<i>Scaevola calliptera</i>	Royal Robe	0.1 – 0.4	Sep-Jan	Purple	P, H, F	Sand with lateritic gravel	
<i>Sowerbaea laxiflora</i>	Purple Tassels	0.15 – 0.6	Sep-Jan	Purple	P, H, F, B	Grey/Orange/Brown sand, loam	
<i>Thysanotus dichotomus</i>	Branching Fringed Lily	0.25 – 1.5	Sep-Jan	Purple	P, H, B	White/grey/yellow sand, granite, laterite, gravel	
<i>Thysanotus multiflorus</i>	Many Flowered Fringed Lily	0.1 – 0.8	Aug-Jan	Purple	P, H, B	Sand, laterite, granite soils	



Coastal Pigface



Running Postman





















































Grey Cottonhead












































Coral Vine
































Small shrubs – Up to one metre



























Species	Common Name	Height (m)	Flowers	Colour	Preferred Soil Type	Favourable Environment	Other Info
<i>Acacia applanata</i>	Grass Wattle	0.1 – 0.5	Jun-Oct	Yellow	P, H, F, S	Sandy, loam or laterite	
<i>Acacia huegelii</i>		0.2 – 1	Oct-Feb	White/Cream	P, H, S, B	Sandy & lateritic gravel	
<i>Acacia nervosa</i>	Rib Wattle	0.2 - 1	Jun-Oct	Yellow	H, F	Lateritic gravelly soils.	
<i>Acacia sessillis</i>		1	Jul-Oct	Yellow	P, H, F, B, S	Sands or gravelly clay	
<i>Acacia stenoptera</i>	Narrow Winged Wattle	0.2 – 0.7	Mar-Dec	Cream/Yellow	P, H, F, B, S	Sandy or lateritic soils	
<i>Adenanthos barbiger</i>	Hairy Jug Flower	0.2 – 1	Feb-Dec	Red	H, S	Lateritic gravel or sandy clay in Jarrah forest	
<i>Anigozanthos manglesii</i>	Mangles Kangaroo Paw	0.2 – 1.1	Aug-Nov	Red/Green	P, H, F, B, S	White, yellow or grey sand. Sandy loam.	
<i>Banksia bipinnatifida</i>		0.1 – 0.3	Oct-Nov	Cream/Brown	P, H	Sandy, gravelly soils in Jarrah forest	
<i>Banksia dallanneyi</i>	Couch Honeypot	to 0.5	May-Oct	Yellow/Pink	P, H, F, B, S	Sand, loamy sand, laterite, granite, limestone, quartzite. Flats, rises.	
<i>Bossiaea eriocarpa</i>	Common Brown Pea	0.2 - 1	Jul-Nov	Yellow/Brown/Red	P, B, S, F, H	Sandy soils	
<i>Bossiaea ornata</i>	Broad Leaved Brown Pea	0.15 - 1	Jul-Nov	Yellow/Brown/Red	P, H, F	Sandy and lateritic soils in Jarrah forest	
<i>Calytrix angulata</i>	Yellow Starflower	0.2 - 1	Aug-Jan	Yellow/Cream	P, B, S	White, grey, yellow sand. Plains, slopes.	
<i>Calytrix flavescens</i>	Summer Star Flower	0.3 – 0.8	Jan-Dec	Yellow	P, B	Sand, sand over laterite or granite.	



































<i>Calytrix fraseri</i>	Pink Summer Calytrix	0.2 - 1	Nov-Aug	Pink/Yellow	P, B, S	Sandy soils, coastal dunes & granite outcrops	 
<i>Chorizema dicksonii</i>	Yellow Eyed Flame Pea	0.3 - 1	Aug-Dec	Red/Orange/Yellow	P, H	Sandy gravels, clay, loam on ridges	 
<i>Chorizema rhombeum</i>	Scarlet Flame Pea	0.1 – 0.5	Aug-Dec	Red/Pink/Yellow	H	Grey/White sand, sandy clay, loam, gravel, laterite	
<i>Cristonia biloba</i>		0.3 – 0.7	Jun-Aug	Brown/Yellow	P, F, B	Clay, gravel & laterite on outcrops & valleys	 
<i>Daviesia triflora</i>		0.25 – 0.6	May-Sep	Yellow/Orange/Red	F, B	White/Grey sand & laterite on sandplains & flats	
<i>Gastrolobium capitatum</i>	Eggs and Bacon	0.5 - 1	Jun-Sep	Yellow/Orange	P, H, F, B	Sandy loamy soils, laterite, rocky outcrops, plains	  
<i>Gompholobium knightianum</i>	Handsome Wedge Pea	0.1 – 0.5	Jul-Dec	Pink/Purple	P, F, H	Sand, gravel or lateritic soils	   
<i>Gompholobium marginatum</i>		0.05 – 0.4	Aug-Nov	Yellow	P, F, H, B	Lateritic gravelly and granitic soils	 
<i>Gompholobium preissii</i>		0.1 – 0.4	Aug-Dec	Yellow/Orange/Red	H, B	Lateritic gravelly soils	
<i>Gompholobium tomentosum</i>	Hairy Yellow Pea	0.3 - 1	Jul-Jan	Yellow	P, F, B, S	Sandy soils	   
<i>Grevillea bipinnatifida</i>	Fuchsia Grevillea	0.2 - 1	Mar-Jan	Orange/Red	P, F, H	Granitic soils, sand, loamy clay & lateritic soils	  
<i>Grevillea pilulifera</i>	Woolly-Flowered Grevillea	0.2 - 1	Apr-Dec	White	P, F, H, B	Lateritic or granitic gravels along ridges	  
<i>Grevillea quercifolia</i>	Oak-Leaf Grevillea	0.3 – 0.7	Jul-Dec	Pink/Red/Purple	P, H	Sand, loam, often with graven, laterite.	 
<i>Grevillea synapheae</i>	Catkin Grevillea	0.2 – 0.6	Jul-Oct	White/Cream	H	Sand, gravel, loam, laterite or granite	  
<i>Grevillea wilsonii</i>	Native Fuchsia	0.4 - 1	Jan-Nov	Red	P, F, H	Sandy loam or gravel	  
<i>Hakea stenocarpa</i>	Narrow-fruited Hakea	0.3 - 2	Sep-Oct	White	P, F, H	Gravelly sand, clay or laterite	
















<i>Hemiandra pungens</i>	Snakebush	0.1 - 1	Jan-Dec	White/Purple	P, H, F, B, S	Sand, clay, loam, gravel, laterite, granite.	    
<i>Hibbertia huegelii</i>		0.1 – 0.6	Jul-Dec	Yellow	P, F, H, B	Sandy, Lateritic gravel	 
<i>Hibbertia hypericoides</i>	Yellow Buttercups	0.2 - 1	Apr-Dec	Yellow	P, H, F, B, S	Variety of soils.	 
<i>Hibbertia racemosa</i>	Stalked Guinea Flower	0.1 – 0.75	Jul-Dec	Yellow	P, H, F, B, S	Grey, white or yellow sand. Coastal areas	 
<i>Hovea trisperma</i>	Common Hovea	0.1 – 0.7	May-Nov	Purple	P, H, F, B, S	Sandy soils, laterite, gravel, clay loam	   
<i>Hypocalymma robustum</i>	Swan River Myrtle	0.4 - 1	Sep-Nov	Pink/Red	P, H, F, B, S	Gravelly lateritic soils, sandy soils	  
<i>Jacksonia sericea</i>	Waldjumi	to 0.6	Dec-Feb	Orange	P, B	Calcareous and sandy soils	 
<i>Leschenaultia biloba</i>	Blue Leschenaultia	0.15 - 1	Jul-Dec	Blue	P, F, H, B	Lateritic or granitic soils on hills and outcrops	  
<i>Leschenaultia floribunda</i>	Free-flowering Leschenaultia	0.15 - 1	Aug-Oct	Blue	B, S	Woodlands in the South west region	  
<i>Leucopogon capitellatus</i>	Coast Beard-heath	0.2 – 1.0	May-Nov	White	H, F	Lateritic gravelly or granitic soils	  
<i>Melaleuca trichophylla</i>	Pretty Honey Myrtle	0.15 - 1	Aug-Dec	Pink/Purple	P, H, F, B, S	White/grey/orange sand, gravel, laterite across sandplains & hillsides	  
<i>Petrophile linearis</i>	Pixie Mops	0.2 - 1	Aug-Dec	Pink/White/Grey	P, H, F, B, S	White/grey/yellow sand, over laterite, mainly on sandplains	  
<i>Philothea spicata</i>	Pepper and Salt	0.2 – 0.6	Jun-Nov	Pink/Purple	P, H, F, B, S	Variety of soils.	
<i>Pimelea rosea</i>	Rose Banjine	0.3 - 1	Jul-Dec	Pink/Purple/Red	P, H, F, B, S	Sand, sandy clay and gravel, coastal dunes & plains, limestone rises	   
<i>Trachymene coerulea</i>	Blue Lace Flower, Rottnest Island Daisy	0.1 – 1	Oct-Dec	Blue/Purple/White	S	Sand, loam, granite, laterite, limestone, ironstone	 
<i>Verticordia pennigera</i>	Native Tea	0.15 – 0.6	Jan-Apr	Pink	P, F, H	Sandy, clay, gravelly soils with granite rocks	

Medium shrubs – One metre to three metres tall



































Species	Common Name	Height (m)	Flowers	Colour	Preferred Soil Type	Favourable Environment	Other Info
<i>Acacia celastrifolia</i>	Glowing Wattle	1 - 3	Apr-Aug	Yellow	P, H, F, S, B	Lateritic soils	 
<i>Acacia dentifera</i>	Toothed Wattle	0.6 - 3	Aug-Nov	Yellow	P, H, B	Lateritic or granitic gravelly soils	  
<i>Acacia lateriticola</i>	Dwellingup Wattle	0.4 – 1.5	May-Oct	Yellow/Cream	H, F	Lateritic soils, Jarrah forest	  
<i>Acacia oincinophylla</i>	Hook-leaved Acacia	0.5 - 3	Aug-Dec	Yellow	H, F	Granite soils, occasionally laterite	
<i>Acacia pulchella</i>	Prickly Moses	0.3 – 3	May-Dec	Yellow	P, H, F, B, S	Sandy or lateritic soils.	   
<i>Acacia urophylla</i>	Veined Wattle, Tail-leaved Wattle	1 - 3	May-Oct	Yellow/Cream	P, H	Lateritic soils.	    
<i>Adenanthos meisneri</i>	Prostrate Woollybush	0.2 – 1.5	Jul-Apr	Red/Pink/Purple	P, F, B	White/grey/brown sand, gravel. Dry areas	  
<i>Allocasuarina humilis</i>	Dwarf Sheoak, Scrub Sheoak	0.2 - 2	May-Nov	Red/Orange/Brown	P, H, F, B, S	Sand over laterite, sandy clay, gravel. Sandplains & dunes	  
<i>Anigozanthos flavidus</i>	Tall Kangaroo Paw	0.5 – 3	Nov-Jan	Yellow/Green/Red	P, B, S	Grey/yellow sand, clay, gravel.	
<i>Astartea scoparia</i>	Common Astartea	to 1.8	Dec-Feb	Pink/White	H, B	Loam, sand	  
<i>Banksia armata</i>	Prickly Dryandra	0.2 - 3	Jun-Oct	Yellow	H, F	Sand, clay, loam, gravel, granite, laterite, limestone. Outcrops, hills, ridges, plains.	
<i>Banksia nivea</i>	Honeypot Dryandra	0.15 – 1.5	Apr-Nov	Cream/Orange/Brown	P, H, F, B, S	Sandy soils, gravel, laterite, granite.	  
<i>Banksia undata</i>	Urchin Dryandra	0.9 - 3	Jul-Oct	Yellow	H, F	Sand, clay, loam, gravel, laterite	

<i>Bossiaea aquifolium</i>	Water Bush	0.6 – 2	Jul-Nov	Yellow/Brown	H, F	Clay loam, laterite and granite soils	   
<i>Calothamnus sanguineus</i>	Silky-leaved Blood Flower, Pindak	0.2 – 2	Mar-Nov	Red	P, H, F, B, S	Sandy or lateritic soils, sandplains, limestone ridges, rocky outcrops	   
<i>Conospermum stoechadis</i>	Common Smokebush	0.3 – 2	Jul-Dec	White	P, F, B	Sand, gravel, laterite. Sandplains	
<i>Darwinia citriodora</i>	Lemon Scented Darwinia	0.2 – 1.5	May-Dec	Yellow/Red	P, F	Lateritic or granitic soils.	   
<i>Daviesia cordata</i>	Bookleaf Pea	0.5 - 2	Jul-Dec	Yellow/Brown/Red	H	Lateritic or granitic soils. Undulating plains & hills	 
<i>Daviesia incrassata</i>	Bitter Pea	0.1 – 1.2	Jun-Nov	Orange/Red/Brown	P, F, S	White/grey sand, clay, laterite. Sandplains, hills.	
<i>Eremaea pauciflora</i>	Orange Flowered Eremaea	to 2	Jul-Jan	Orange/Yellow/Red	P, F, H, B, S	Sandplains, low ridges, hillslopes, road verges.	 
<i>Gompholobium scabrum</i>	Painted Lady	0.4 – 2.3	Aug-Nov	Pink/Purple	S	Sandy soils, sometimes over laterite.	
<i>Grevillea endlicheriana</i>	Spindly Grevillea	1 - 3	Jul-Nov	White/Pink/Red	H	Sand over granite, gravelly loam over laterite.	 
<i>Grevillea vestita</i>		0.5 - 3	Jan-Nov	White/Cream/Pink	F, S	Red/yellow sand, granite, limestone. Sandplains	  
<i>Haemodorum spicatum</i>	Mardja	0.3 - 2	Oct-Jan	Black/Yellow	P, B, S	White/grey/Yellow sand, laterite, sandy clay.	
<i>Hakea amplexicaulis</i>	Prickly Hakea	1 - 3	Aug-Oct	White/Cream/Pink	H, F, S	Clay, loam, gravel, laterite.	   
<i>Hakea cristata</i>	Snail Hakea	1 – 2.5	Jun-Aug	White/Cream	P	Granitic or lateritic soils.	
<i>Hakea erinacea</i>	Hedge-hog Hakea	0.2 – 1.6	May-Nov	White/Yellow/Pink	H	Grey/brown or red sand, loam. Laterite or granite outcrops	
<i>Hakea incrassata</i>	Marble Hakea	0.35 – 1.5	Jun-Nov	Cream/Pink	P, F	Grey/yellow sand, over laterite, gravel or granitic soils	






















<i>Hakea lissocarpha</i>	Honey Bush	0.4 – 1.5	May-Sep	White/Pink/Yellow	P, F, H, S	White/grey/yellow sand, sandy loam, granitic soils, laterite	    
<i>Hakea prostrata</i>	Harsh Hakea	1 - 3	Jul-Oct	White/Cream	P, H, B	Sandy soils over laterite, loam, gravel. Coastal dunes, granite outcrops	   
<i>Hakea ruscifolia</i>	Candle Hakea	0.5 - 3	Dec-Jun	White	P, H, F, B, S	White/grey/red-brown sand and gravelly clay/laterite	  
<i>Hakea sulcata</i>	Furrowed Hakea	0.4 - 2	Aug-Nov	White/Cream	P, F	Sandy soils over laterite, clay	 
<i>Hakea trifurcata</i>	Two-leaved Hakea	1.5 - 3	Apr-Oct	White/Cream/Pink	P, H, F	White/brown sand over limestone or laterite, loam and gravel	   
<i>Hakea undulata</i>	Wavy-leaved Hakea	1 - 2	Jul-Oct	White	P, H, B S	White/grey sand, clay, loam, gravel, laterite	 
<i>Hemiandra glabra</i>	Snakebush	0.15 – 1.5	Sep-Nov	Purple/Blue/White	P, B, S	White or grey sand. Shrubland, coastal dunes	
<i>Hibbertia subvaginata</i>	Grey-leaved Coastal Guinea Flower	0.15 – 1.2	Jul-Dec	Yellow	P, B, F	White/grey/yellow sand, granite, laterite. Sandplains, sand dunes, floodplains, outcrops	
<i>Hovea pungens</i>	Devil's Pins	0.2 – 1.8	May-Nov	Purple/Blue	P, H, F, B, S	Shallow soils on rock, sandy soils, laterite, gravel, clay & loamy soils.	  
<i>Isopogon dubius</i>	Pincushion Coneflower	0.3 – 1.5	Jul-Oct	Pink/Red	H	Sand, sandy loam, clay and lateritic sandy gravel	 
<i>Isopogon sphaerocephalus</i>	Drumstick Isopogon	0.5 – 1.5	Jul-Jan	Yellow/Cream	H	Lateritic, sandy and gravelly soils	
<i>Leptospermum erubescens</i>	Roadside Teatree	1 – 3	Jul-Nov	White/Pink	H, F	Sandy soils with gravel. Not to be confused with the weed species Victorian Teatree (<i>Leptospermum laevigatum</i>)	 
<i>Lysiandra calycina</i>	False Boronia	0.2 – 1.2	Jun-Jan	Cream/White/Pink	P, H, F, B, S	Sandy soils	 
<i>Macrozamia riedlei</i>	Zamia	0.5 – 3	Sep-Oct	Yellow/Green	P, H, F, B	Lateritic soils, jarrah forests.	 
<i>Melaleuca pauciflora</i>	Mattress Myrtle	0.5 – 1.5	Dec-Mar	White/Cream	P, H	Sand, loam, clay.	

<i>Melaleuca radula</i>	Graceful Honey Myrtle	1 – 3	Jul-Nov	Pink	H	Gravelly soils over laterite, associated with granite rock or watercourses.	  
<i>Melaleuca scabra</i>	Rough Honey Myrtle	0.2 – 1.5	Jan-Dec	Pink	P, F, H, B	Sandy or clay, often lateritic soils.	
<i>Melaleuca systema</i>	Coastal Honey Myrtle	0.5 – 2	Feb-Mar Aug-Dec	Yellow/Cream	B, S	Sand over laterite, yellow/orange sand over limestone. Coastal stabilised dunes & limestone	  
<i>Melaleuca thymoides</i>	Sand Wattle-Myrtle	0.45 – 2	Sep-Jan	Yellow/Cream	P, B, S	Sand over laterite	  
<i>Mirbelia dilatata</i>	Holly-leaved Mirbelia	0.5 – 3	Sep-Jan	Pink/Purple	H	Gravelly soils, laterite and sandy soils	   
<i>Persoonia saccata</i>	Snottygobble	0.2 – 1.5	Jul-Jan	Yellow/Green	S, B	White or grey sand, gravel, sandy clay.	
<i>Petrophile biloba</i>	Granite Petrophile	0.5 – 2	Jun-Oct	Grey/Pink/White	H	Loam, sand, laterite & shallow granitic soils on hillsides & granite outcrops	
<i>Petrophile seminuda</i>		0.5 – 2	Aug-Nov	Yellow/Cream	P, H, B, S	Sandy or loam soils, sometimes in gravel	
<i>Scholtzia involucrata</i>	Spiked Scholtzia	0.2 – 1.5	Jan-May Aug-Dec	Pink/White	P, H, F, B, S	White/grey/yellow/red sand. Sandplains, ridges	
<i>Stirlingia latifolia</i>	Blueboy	0.2 – 1.5	Aug-Oct	Brown/Yellow/Red	P, H, F, B	White/grey/yellow/brown/black sand	
<i>Styphelia propinqua</i>		0.3 – 2	Jan-Jul	White	H, B, S	Sandy and gravelly soils	
<i>Synaphea spinulosa</i>		0.2 – 1.2	Jun-Dec	Yellow	P, B	White/grey/yellow sand, clay, gravel, laterite.	
<i>Verticordia acerosa</i>		0.2 – 1.5	Aug-Nov	Yellow/Brown	P, H, F	White/yellow sand, sandy gravel, stony loam, laterite. Granite outcrops, hill, sandplains, clay flats.	
<i>Verticordia huegelii</i>	Variegated Featherflower	0.05 – 1.4	Sep-Nov	Cream/Red/Pink	P, F, H	Sand, clay and gravel.	
<i>Xanthorrhoea gracilis</i>	Graceful Grass Tree, Slender Grass Tree	to 2m	Oct-Jan	Cream	P, H, F	Lateritic loam, gravel, sand.	

Tall shrubs – Three metres and above

Species	Common Name	Height (m)	Flowers	Colour	Preferred Soil Type	Favourable Environment	Other Info
<i>Acacia ephedroides</i>		1 – 4	Aug-Oct	Yellow	H	Loam, clayey loam, sand and granite outcrops.	
<i>Acacia rostellifera</i>	Summer-scented Wattle	1 – 6	Jul-Dec	Yellow	S	Consolidated sand dunes	  
<i>Acacia saligna</i>	Golden Wreath, Orange Wattle	1.5 – 6	Jul-Nov	Yellow	P, H, F, B, S	Variety of soils	   
<i>Adenanthos cygnorum</i>	Woolly Bush	0.8 – 4	Jul-Dec	Pink/Cream/Green	P, H, F, B, S	Sand, clay, gravel and laterite soils	  
<i>Banksia sessilis</i>	Parrot Bush	0.5 – 8	Apr-Nov	Cream/Yellow	P, H, F, B, S	White, grey or yellow sand, laterite, limestone, granite.	  
<i>Banksia sphaerocarpa</i>	Round-fruit Banksia	0.4 – 4	Jan-Oct	Yellow/Orange/Red	H	Sand, sandy loam and gravel laterite soils	
<i>Calothamnus rupestris</i>	Mouse Ears	to 4	Jul-Dec	Red/Pink	H	Gravelly skeletal soils and granite outcrops	 
<i>Gastrolobium spinosum</i>	Prickly Poison	to 3.5	May-Jan	Yellow/Orange/Red	H, F	Sandy and clayey soils, gravel, laterite, granite. Stony slopes, outcrops, breakaways	
<i>Grevillea manglesii</i>	Smooth Grevillea	1 – 5	Jan-Nov	White/Cream/Red	P, B, F, H	Gravelly loam, moist, sandy loam, clay granite.	
<i>Hakea bucculenta</i>	Red Pokers	1.2 – 4.5	Aug-Sep	Red	P, B, S	Loamy or clayey sand. Sandplains, flats, roadsides	 
<i>Hakea laurina</i>	Pincushion Hakea	2 – 6	Apr-Aug	Red/Cream	P, B, S	Sandy, sandy clay	  
<i>Hakea petiolaris</i>	Sea Urchin Hakea	to 9	Mar-Jul	Pink/Cream	P, H, F	Loam, granite. Outcrops	    
<i>Melaleuca huegelii</i>	Chenille Honey Myrtle	0.5 - 5	Sep-Jan	White/Pink	P, F, B, S	Sand, limestone cliffs, coastal plains.	   
<i>Xanthorrhoea preissii</i>	Grass Tree	to 5	Jun-Dec	White/Cream	P, H, F, B, S	Grey/Black sands, loam or gravelly clay.	 

Small to Medium Trees – Up to 10 metres

Species	Common Name	Height (m)	Flowers	Colour	Preferred Soil Type	Favourable Environment	Other Info
<i>Agonis flexuosa</i>	WA Peppermint, Willow Myrtle	to 10	Jul-Dec	White	P, S	Coastal habitats, in sandy/limestone soils	  
<i>Allocasuarina huegeliana</i>	Rock Sheoak	4 – 10	May-Jan	Red/Brown	H, F	Granite.	
<i>Banksia attenuata</i>	Candle Banksia, Slender Banksia	0.4 – 10	Oct-Fac	Yellow	P, F, B, S	White/yellow/brown/pale red sands. Sand dunes & sandplains	   
<i>Banksia grandis</i>	Bull Banksia	1.5 – 10	Sep-Jan	Yellow/Green	P, F, H, B, S	White or grey sand, laterite. Wooded habitats	  
<i>Banksia menziesii</i>	Firewood Banksia	1.3 – 7	Feb-Oct	Pink/Yellow/Red	P, F, B, S	White, grey or yellow sand.	   
<i>Eucalyptus tottiana</i>	Coastal Blackbutt, Prickly Bark	2 – 8	Jan-Apr	White/Cream	B, S	White/grey/yellow sand, often over laterite. Coastal sandplains	  
<i>Nuytsia floribunda</i>	Christmas Tree	to 10	Oct-Jan	Orange	P, F, H, B, S	Variety of soils with a nearby host (parasitic)	 
<i>Xylomelum occidentale</i>	Woody Pear	2 – 8	Dec-Feb	Cream/White	P, F, B, S	White or grey sand. Often among Marri	 



Bull Banksia



WA Peppermint



Candlestick Banksia



WA Christmas Tree

Large Trees – 10 metres and higher

Species	Common Name	Height (m)	Flowers	Colour	Preferred Soil Type	Favourable Environment	Other Info
<i>Allocasuarina fraseriana</i>	Common Sheoak	5 – 15	May-Oct	Brown	P, H, F, S, B	Lateritic soils, white/grey/yellow sand. Jarrah forests, sand dunes	 
<i>Banksia ilicifolia</i>	Holly-leaved Banksia	to 12	Jan-Dec	Red/Orange/Yellow	P, F, B, S	White/grey sand, black sandy loam, limestone, granite, quartz. Dunes or low-lying flats	
<i>Corymbia calophylla</i>	Marri, Red Gum	40 – 60	Dec-May	White or Pink	P, F, H, B, S	Variety of habitats	   
<i>Corymbia haematoxylon</i>	Mountain Marri	2.5 – 15	Oct-Mar	White	H	Sandy soils over sandstone or lateritic duricrust.	  
<i>Eucalyptus gomphocephala</i>	Tuart	10 – 40	Jan-Apr	White	B, S	Sand over limestone. Coastal plains	   
<i>Eucalyptus laeliae</i>	Darling Range Ghost Gum	5 – 20	Dec-Feb	White	H	Sandy clay, sandy loam. Granite outcrops & hills.	 
<i>Eucalyptus marginata</i>	Jarrah	to 40	Jun-Jan	White/Cream/Pink	P, F, H, B, S	Grey sand, clay loam, laterite. Rises, hillslopes	  
<i>Eucalyptus wandoo</i>	Wandoo	3 – 25	Dec-May	White/Cream	P, H, F	Most soil types and on rocky uneven terrain.	   



Marri



Marri











Wandoo



Tuart

Species suited to **wet** environmental conditions

Ground cover, herbs and climbers

Species	Common Name	Height (m)	Flowers	Colour	Preferred Soil Type	Favourable Environment	Other Info
<i>Anigozanthos bicolor</i>	Little Kangaroo Paw	0.05 – 0.6	Aug-Oct	Red/Green	P, H	Various sands, clay loam, laterite, granite.	
<i>Anigozanthos viridis</i>	Green Kangaroo Paw	0.1 – 0.85	Sep-Oct	Green/Yellow	P, F, B	Winter-wet areas	
<i>Brachyscome iberidifolia</i>	Swan River Daisy	0.05 – 0.45	Jul-Nov	Blue/Purple	P, H	Sandy, clay or saline soils along watercourses/in depressions	
	Milkmaids	to 0.8	Aug-Oct	White	P, H, F, B, S	Peat, sand, loam, gravel, laterite, granite. Sand dunes, plains, valleys	
<i>Burchardia multiflora</i>	Dwarf Burchardia	0.05 – 0.3	Jul-Oct	Pink/White	P, H, F, S	Grey peaty sand, clay. Swamps, streams, granite outcrops	
<i>Carpobrotus virescens</i>	Coastal Pigface	0.1 – 0.3	Jun-Jan	Pink/White	B, S	White, grey or brown sand. Coastal dunes	
<i>Centella asiatica</i>	Centella, Gotu Kola	0.05 – 0.4	Aug-Apr	Pink/Purple	S, B	Winter-wet depressions	
<i>Chamaescilla corymbosa</i>	Blue Squill	0.05 – 0.2	Jul-Dec	Blue	P, H, F, B	Sand, gravel, clay, lateritic, granite, often wet.	
<i>Clematis pubescens</i>	Common Clematis, Old Man's Beard	Climber	May-Nov	White/Cream	P, H	Riverbanks	
<i>Conostylis aculeata</i>	Prickly Conostylis	to 0.5	Aug-Nov	Yellow	P, H, F, B, S	Sand, loam, clay, limestone, laterite. Winter wet areas, swamp margins, drainage areas.	
<i>Dampiera linearis</i>	Common Dampiera	0.15 – 0.6	Jul-Dec	Blue	P, H, F, B	Seasonally wet flats	
<i>Dampiera teres</i>	Terete-leaved Dampiera	0.15 – 0.6	Aug-Nov	Blue/Purple	P, F	Winter-wet depressions	


<i>Dampiera trigona</i>	Angled-stem Dampiera	0.05 – 0.5	Aug-Jan	Blue/White	B	Winter-wet flats	🔥
<i>Dasypogon bromeliifolius</i>	Pineapple Bush	0.5 – 1.5	Aug-Jan	White/Black	P, F, B	White or grey sand, lateritic soils, winter-wet	
<i>Dianella revoluta</i>	Blueberry Lily, Spreading Flax Lily	0.3 – 1.5	Aug-Apr	Blue/Purple	P, H, F, B, S	Variety of soils, laterite, granite, limestone.	🦋🔥🌱
<i>Lobelia anceps</i>	Angled Lobelia	1.2	Sep-May	Blue/Purple/White	P, F, S	Wetlands, watercourses and river banks	🔥
<i>Patersonia occidentalis</i>	Purple Flag	0.5 – 1.5	Aug-Jan	Purple	P, H, F, B, S	Winter-wet areas	🦋🔥🌱
<i>Phlebocarya ciliata</i>		0.2 – 0.6	Sep-Nov	White	P, F, B	Seasonally wet areas of grey or white sand	🌳🔥
<i>Scaevola lanceolata</i>	Long-leaved Scaevola	0.1 – 0.5	Aug-Dec	White/Blue	P, H	Winter-wet depressions & swamps	🔥



Angled Lobelia



Purple Flag



Blue Squill



Pineapple Bush















Milkmaids










































Dampiera sp.


















Small shrubs – Up to one metre

Species	Common Name	Height (m)	Flowers	Colour	Preferred Soil Type	Favourable Environment	Other Info
<i>Acacia drummondii</i>	Drummond's Wattle	0.3 – 1	Jun-Oct	Yellow	P, H	Swampy conditions	
<i>Acacia willdenowiana</i>	Grass/Two-Winged Wattle	0.3 – 0.6	May-Oct	Cream/Yellow	P, H, F, B, S	Sand, loam & lateritic soils, Winter-wet depressions	
<i>Aotus procumbens</i>		to 0.5	Aug-Sep	Yellow/Red	B, S	Sandy soils, winter-wet depressions	
<i>Bossiaea eriocarpa</i>	Common Brown Pea	0.2 – 1	Jul-Oct	Brown/Yellow	P, H, F, B, S	Wet conditions of all soils	
<i>Calytrix flavescens</i>	Summer Star Flower	0.3 – 0.8	Jan-Dec	Yellow	P, B	Swampy areas (sometimes)	
<i>Conospermum huegelii</i>	Slender Smokebush	0.2 – 1	Jul-Oct	Blue/Cream	H	Swampy areas, sandy gravelly soils	
<i>Daviesia decurrens</i>	Prickly Bitter-Pea	to 1	Jun-Sep	Orange/Red	P, F, H	Well drained slopes adjacent to rivers	
<i>Gastrolobium capitatum</i>	Eggs and Bacon	0.5 – 1	Jun-Sep	Yellow/Orange	P, H, F, B	Sandy loamy soils, laterite, swamps	
<i>Gompholobium capitatum</i>	Yellow Pea	0.2 – 1	Sep-Jan	Yellow	P, F, H	Sandy or laterite soils in swampy areas or along rivers	
<i>Gompholobium confertum</i>	Coastal Purple Pea	0.15 – 1	Aug-Mar	Blue/Purple	F, H, S	Sandy soils, winter-wet areas	
<i>Grevillea bipinnatifida</i>	Fuchsia Grevillea	0.2 – 1	Mar-Jan	Orange/Red	P, F, H	Winter-wet flats (sometimes)	
<i>Grevillea thelemanniana</i>	Spider-net Grevillea	0.3 - 1	May-Nov	Pink/Red	P, B, S	Sand, sandy clay. Winter-wet low-lying flats.	
<i>Isotropis cuneifolia</i>	Granny Bonnets	0.05 – 0.3	Jul-Nov	Yellow/Red	P, B	Sand, clay loam, granite & winter-wet flats	
<i>Melaleuca seriata</i>		0.25 – 1	Aug-Dec	Pink/Purple	H, F, P	White/grey/yellow sand over laterite or clay. Ridges, sandplains, winter-wet depressions	

Medium shrubs – One metre to three metres

Species	Common Name	Height (m)	Flowers	Colour	Preferred Soil Type	Favourable Environment	Other Info
<i>Acacia alata</i>	Winged Wattle	0.3 – 2.1	Apr/Dec	Cream/Yellow/Pink	P, H, S	Near water, rocky hills, breakaways, salt pans, clay flats	   
<i>Acacia extensa</i>	Wiry Wattle	1 – 2	Aug-Oct	Yellow	H	Sandy & sandy lateritic soils, damp areas, along watercourses, near swamps	   
<i>Acacia lasiocarpa</i>	Dune Moses, Panjang	0.15 – 1.5	May-Oct	Yellow	P, H, F, S, B	Winter-wet areas, swamps, coastal dunes & flats	   
<i>Acacia urophylla</i>	Veined Wattle, Tail-leaved Acacia	1 – 3	May-Oct	Yellow/Cream	P, H	Lateritic soils, along creeks & rivers, damp areas	    
<i>Adenanthos obovatus</i>	Basket Flower	0.3 – 1.5	May-Dec	Red/Orange	P, H, B	Consolidated sand dunes, swamps, winter-wet depressions, hillsides.	  
<i>Anigozanthos flavidus</i>	Tall Kangaroo Paw	0.5 – 3	Nov-Jan	Yellow/Green/Red	P, B, S	Grey/yellow sand, clay, gravel. Drainage lines, fringing wetlands, roadside gutters.	
<i>Aotus gracillima</i>		0.6 – 2	Aug-Dec	Yellow/Red/Brown	P, B, S	Peaty sand, sandy clay, swamps, winter-wet flats	
<i>Babingtonia camphorosmae</i>	Camphor Myrtle	0.5 – 1	May-Feb	Pink	P, H, F, B, S	White/yellow sand, valleys, laterite, gravel hilltops	
<i>Beaufortia squarrosa</i>	Sand Bottlebrush, Sandplains Brush Myrtle	0.5 – 2	Jan-Dec	Red/Orange/Yellow	P	White/grey/yellow sand. Winter-wet depressions	  
<i>Callitris acuminata</i>	Dwarf Cypress Pine	0.4 – 3	Oct-Dec	Cones	S, B	Low shrubland on sand plains	
<i>Calothamnus hirsutus</i>	Low Woollybush	0.3 – 1.5	Sept-Dec	Red	P	Yellow/grey sand, clay, loam, gravel, weathering sandstone, granite, winter-wet depressions	
<i>Calothamnus lateralis</i>		0.4 – 1.5	Jan-Dec	Red	P, H, F, B	Grey or black peaty sand, clay. Swamps or winter-wet depressions.	

<i>Calothamnus quadrifidus</i>	One-sided Bottlebrush	0.9 – 2	Jun-Dec	Red/White/Yellow	P, H, F, B, S	Swampy conditions	
<i>Chorizema cordatum</i>	Heart-leaf Flame Pea	0.3 – 1.5	Jul-Dec	Orange/Pink/Yellow	H, F	Grey/brown sandy gravel, red-brown sandy loam or clay over granite. Along streams & watercourses. Winter-wet flats & on hills.	
<i>Eremaea pauciflora</i>	Orange Flowered Eremaea	to 2	Jul-Jan	Orange/Yellow/Red	P, F, H, B, S	Sandplains, low ridges, hillslopes, moist depressions, fringing salt marshes, road verges.	
<i>Euchilopsis linearis</i>	Swamp Pea	0.1 – 1.2	Jun-Dec	Yellow/Orange	P, H, B, S	White/grey/peaty sand. Swampy places	
<i>Grevillea obtusifolia</i>	Obtuse-leaved Grevillea	0.2 – 2	Apr-Nov	Red/Pink	P, F	Damp sand or sandy clay along rivers.	
<i>Haemodorum spicatum</i>	Mardja	0.3 – 2	Oct-Jan	Black/Yellow	P, B, S	White/grey/Yellow sand, laterite, sandy clay. Dry and seasonally wet sites.	
<i>Hakea ceratophylla</i>	Horned Leaf Hakea	0.5 – 2	Sep-Dec	Brown/Red	P, H, F	Grey/brown/black sand, loam gravel. Seasonally wet flats	
<i>Hibbertia stellaris</i>	Orange Stars	to 1.5	Aug-Dec	Orange	P, F, B, S	Sandy soils, clay. Swampy areas, winter-wet depressions	
<i>Hibbertia subvaginata</i>	Grey-leaved Coastal Guinea Flower	0.15 – 1.2	Jul-Dec	Yellow	P, B, F	White/grey/yellow sand, granite, laterite. Sandplains, sand dunes, floodplains, outcrops	
<i>Hypocalymma angustifolium</i>	White Myrtle	to 1.5	Jun-Oct	White/Cream	P, H, F, B	Grey/white sand, peaty soils, sandy clay, sandstone. Flats, swamps, along watercourse, wetlands & hillsides.	
<i>Kunzea micrantha</i>	Mountain Kunzea	0.35 – 1.5	Sep-Dec	Pink/Cream	P, F, H	Sand, clay, loam or peaty soils. Winter-wet depressions, temporary marshes.	
<i>Kunzea recurva</i>	Swamp Kunzea	0.3 – 2	Aug-Dec	Pink/Purple/Red	P, F, B	Winter-wet depressions & rocky slopes	
<i>Melaleuca lateritia</i>	Robin Red Breast	to 2.5	Sep-Apr	Red	P, H, B	Black/grey/brown clay, dark brown sandy loam, yellow brown sandy clay, granite, swampy areas.	

<i>Melaleuca pauciflora</i>	Mattress Myrtle	0.5 – 1.5	Dec-Mar	White/Cream	P, H	Sand, loam, clay. Winter-wet flats, estuaries, swamps.	
<i>Melaleuca radula</i>	Graceful Honey Myrtle	1 – 3	Jul-Nov	Pink	H	Gravelly soils over laterite, associated with granite rock or watercourses.	  
<i>Pericalymma ellipticum</i>	Swamp Teatree	to 3	Oct-Dec	White/Pink	P, H, F, B, S	Leached sand with some clayey sands, lateritic soils. In elevated areas on seasonally swampy platforms	 
<i>Pultenaea reticulata</i>		0.5 – 2	Aug-Dec	Yellow/Orange	P, B, H	Sandy soils, usually in winter-wet depressions	  
<i>Regelia ciliata</i>	Mousy Bush	0.5 – 2	Jan-Dec	Pink/Purple	P, B, S	Wet sandy soils	 
<i>Regelia inops</i>		0.75 – 2.5	Jan-Dec	Pink/Purple	P, B, S	Sandy soils, winter-wet depressions, sandplains.	
<i>Verticordia acerosa</i>		0.2 – 1.5	Aug-Nov	Yellow/Brown	P, H, F	White/yellow sand, sandy gravel, stony loam, laterite. Granite outcrops, hill, sandplains, clay flats, damp depressions	
<i>Verticordia densiflora</i>	Compact Featherflower	0.25 – 2	Jan-Dec	Pink/Purple/White	P, H, F, B, S	Sandplains, low-lying flats & winter-wet depressions	
<i>Verticordia plumosa</i>	Plumed Featherflower	0.2 – 1.5	Jul-Feb	Pink/Purple	P, H, F, B	Sand, clay or gravel. Seasonally wet areas.	  



Hypocalymma angustifolium
'Coconut ice'

Trees and Shrubs Shire of Murray



Dune Moses, Panjang



































Mousy Bush






















Tall Kangaroo Paw

Tall shrubs – Three metres and above

















Species	Common Name	Height (m)	Flowers	Colour	Preferred Soil Type	Favourable Environment	Other Info
<i>Acacia microbotrya</i>	Manna Wattle	to 7	Mar-Aug	Yellow/Cream	H	Clay loam or sandy loam, near watercourse or salt lakes.	 
<i>Callitris pyramidalis</i>	Swamp Cypress	1 – 4	Jan-Dec	Cones	P	Sandy loam, moist low-lying land.	
<i>Callistemon phoeniceus</i>	Lesser Bottlebrush	1 – 6	Sep-Jan	Red	H	Sandy soils over laterite, often along watercourses.	 
<i>Callistachys lanceolata</i>	Wonnich, Native Willow	1.5 – 7	Sep-Jan	Orange/Yellow	P	Damp sandy soils along watercourses and swamps	  
<i>Gastrolobium ebracteolatum</i>	Narrow-leaved Oxylobium	to 4	Oct-Dec	Yellow/Red/Purple	B, H, S	Loam or sandy loam. Riverine areas, swampy woodlands	  
<i>Grevillea diversifolia</i>	Variable-leaved Grevillea	1 – 6	Apr-Jan	Yellow/Cream/Red	P, H, F	Loam, gravel, lateritic soils. Often along watercourses & low-lying, seasonally wet flats.	  
<i>Hakea marginata</i>		1 – 5	Aug-Oct	White	H, S	Sandy or gravelly loam, sandy clay, laterite, granite. Wet depressions, flats, swampy areas.	   
<i>Hakea varia</i>	Variable-leaved Hakea	1 – 4	Jul-Nov	White/Cream	P, H, F, B	White, grey or red loamy sand, clay loam. Seasonally wet flats	   
<i>Jacksonia furcellata</i>	Grey Stinkwood	to 4	Oct-Mar	Yellow/Orange/Red	P, F, B	Sandy soils, sandplains, rises, swampy depressions and river banks	  
<i>Jacksonia sternbergiana</i>	Green Stinkwood	1.5 – 5	Jan-Dec	Yellow/Orange	P, H, F, B	Sandy soils. Along creeks & rivers, near swamps, flats, dunes	  
<i>Kunzea glabrescens</i>	Spearwood	1.5 – 4	Oct-Nov	Yellow/Cream/White	P, B, S	Clay, sandy soils. Edges of swamps, lakes, moist areas.	  
<i>Leucopogon verticillatus</i>	Tassel Flower	0.8 – 4	Aug-Nov	Pink/Red	H, F	On gravelly lateritic or granitic soils. Often in wet areas.	

<i>Melaleuca hamulosa</i>		1 – 6	Sep-Jan	White/Pink	H	Sandy soils. Winter-wet flats, saline depressions, swamps, granite outcrops	
<i>Melaleuca incana</i>	Grey Honeymyrtle	0.4 – 5	May-Nov	White/Cream	P, B, S, F, H	Red/grey/brown sand, sandy clay. Seasonally wet flats & depressions, swamps.	 
<i>Melaleuca lateriflora</i>	Gorada	1 – 8	Sep-Feb	White/Cream	P	Sandy or clayey soils. Winter-wet flats, floodplains, creek lines, swampy & saline flats.	
<i>Melaleuca teretifolia</i>	Banbar	1 – 5	Oct-Mar	White/Cream	P, B, S	Sandy soils & clay in winter-wet depressions and swamps	  
<i>Melaleuca uncinata</i>	Broom Bush	0.5 – 5	Feb-Dec	White/Cream	P, F, B	Sandy or clayey soils, laterite, sandplains, winter-wet depressions and saline flats	 
<i>Melaleuca viminea</i>	Mohan	0.6 – 5	Jul-Nov	White/Cream	P, H, F, B	Near creeks or wet depressions, along watercourses, rocky coastal areas, flats.	  
<i>Taxandria linearifolia</i>	Swamp Peppermint	to 5	Mar-Dec	White	P, H, F, B	Found in loam, clay, sand, gravel, quartzite or laterite bordering swamps and watercourses	  
<i>Viminaria juncea</i>	Swish Bush	1 – 4	Oct-Jan	Yellow	P, H, F, B	Sandy & clayey soils near lakes and swamps, river banks and winter-wet depressions	    

Small to Medium Trees – Up to 10 metres

Species	Common Name	Height (m)	Flowers	Colour	Preferred Soil Type	Favourable Environment	Other Info
<i>Casuarina obesa</i>	Swamp Sheoak	1.5 – 10	Jan-Dec		P	Sand, clay, often in brackish or saline situations. Along rivers, creeks, salt lakes.	   
<i>Melaleuca cuticularis</i>	Saltwater Paperbark	1 – 7	Aug-Nov	White/Cream	P, S	Alluvium, sand, clay. Winter-wet depressions, salt lakes, coastal areas, along watercourses.	   
<i>Melaleuca preissiana</i>	Moonah	2 – 9	Nov-Feb	Yellow/Cream/White	P, F, H, B, S	Sandy soils. Swamps	   
<i>Melaleuca raphiophylla</i>	Swamp Paperbark	0.2 – 10	Jul-Jan	White/Cream	P, F, H, B	White/grey sand, clay, limestone. Saltmarshes, swamps, along watercourses.	  
<i>Paraserianthes lophantha</i>	Albizia, Cape Leeuwin Wattle	1 – 10	Apr-Oct	Yellow/Green	P, H, B, S	Sandy or granitic soils. Winter-wet depressions, near creeks or swamps, granite outcrops.	    












Large Trees – 10 metres and higher






















Species	Common Name	Height (m)	Flowers	Colour	Preferred Soil Type	Favourable Environment	Other Info
<i>Banksia littoralis</i>	Swamp Banksia	1.5 – 12	Mar-Aug	Yellow/Orange	P, H, F, B, S	Swampy areas and along waterways in peaty sandy soil.	  
<i>Eucalyptus lane-poolei</i>	Salmon White Gum	3 – 12	Jan-Sep	White/Cream	P, H, F	Sandy loam or sand, often with gravel over laterite or granite. Slopes, creek banks	 
<i>Eucalyptus megacarpa</i>	Bullich	2 – 35	Apr-Nov	White	H	Hills, near swamps & streams. Sand, sandy loam, limestone.	   
<i>Eucalyptus patens</i>	Swan River Blackbutt, Yarri	3 – 25	Jul-Feb	White/Cream	H	Gravelly soils, sandy clay, loam. Depressions, stream banks, valleys.	   
<i>Eucalyptus rudis</i>	Flooded Gum, Moitch	5 – 20	Jul-Sep	White	P, F, H, B, S	Wetlands & stream banks. Sandy or loam soils.	  

Sedges and Rushes

Sedges and Rushes form part of the fringing vegetation of wetlands and rivers, playing an important role in the health and biodiversity of the ecosystem. They are grass-like aquatic plants with species from the families Cyperaceae (sedges), Juncaceae (rushes), Restionaceae (southern rushes) and Typhaceae (bulrushes). Unlike many other grass species, they have


shallow surface roots that bind to the soil, helping to reduce the impact of erosion as well as many other important features. These include increasing bank stability, filtering sediments, nutrients and pollutants, influencing water movement and allowing for sedimentation, and providing protection and food to a wide range of organisms.

Species	Common Name	Height (m)	Flowers	Colour	Preferred Soil Type	Favourable Environment	Other Info
<i>Bolboschoenus caldwellii</i>	Marsh Club-rush	0.3 – 1.2	Aug-Mar	Yellow/Brown	P, H, F, B, S	Can withstand saline silt, along brackish river edges and salt marshes. Can withstand inundation up to 20cm	
<i>Carex fascicularis</i>	Tassel Sedge	0.6 – 1.5	Sep-Nov	Green	P, B	Black peaty sand along watercourses and swamps. Can withstand inundation up to 20cm.	 
<i>Cycnogeton lineare</i>		0.2 – 0.4	Jun-Nov	Green/Yellow	P	Peaty sand, mud and clay along rivers, creeks and swamps. Waterlogging tolerant.	
<i>Ficinia nodosa</i>	Knotted Club-rush	to 1	Oct-Jan	Cream	P, B	Coastal dunes, salt lakes and seasonal swamplands with sandy clay soils. Waterlogging tolerant.	  
<i>Gahnia trifida</i>	Coast Saw-sedge	to 1.5	Aug-Oct	Yellow/Brown	H	Grey/white sand, clay and sometimes saline swamps and creeks. Can withstand inundation up to 1m.	   
<i>Isolepis cernua</i>	Nodding Club-rush, Fairylights	to 0.3	Jun-Feb	Green/Brown	P	Peaty or clay loam, sandy clay, silt, saline soils, granite, surrounding swamps, pools, estuary margins. Waterlogging tolerant.	 
<i>Juncus kraussii</i>	Sea Rush	0.3 – 1.2	Oct-Jan	Brown/Red	P, H	White/grey sands, clay, alluvial soils in swamps, brackish estuaries and saline flats. Waterlogging and salt tolerant.	  
<i>Juncus pallidus</i>	Pale Rush	0.5 – 2	Oct-Dec	Green	P, H, F	Clay soils along watercourses and swamps. Can withstand inundation up to 1m.	  
<i>Juncus pauciflorus</i>	Loose Flower Rush	0.3 – 1	Sep-Oct		P	Waterlogging tolerant	  

<i>Lepidosperma effusum</i>	Spreading Sword Sedge	to 2.5	Apr-Nov	Brown	P, H	White sand, brown loam along creeks, river edges and swamps. Can withstand inundation up to 1m.	  
<i>Lepidosperma longitudinale</i>	Pithy Sword Sedge	0.5 – 2	May-Oct	Brown	P, H, F, B	Black/white/grey peaty sand in seasonal swamps. Can withstand inundation up to 30cm.	  
<i>Lepidosperma tetraquetrum</i>	Angle Sword Sedge	2 – 3	Nov-Mar	Brown	H, F	Black peaty sand along gullies, swamps and streams. Waterlogging tolerant	   
<i>Leptocarpus canus</i>	Hoary Twine Rush	0.35 – 1.2	Jul-Oct	Brown/Grey	P, H, F, B	Grey sand, sandy clay around swamps and winter-wet depressions. Waterlogging tolerant.	
<i>Leptocarpus scariosus</i>	Velvet Rush	0.6 – 1.5		Red/Brown	H	Black/grey peaty sand, sandy clay around winter-wet swamps, creek beds, seasonally wet depressions. Waterlogging tolerant.	   
<i>Loxocarya cinerea</i>		0.1 – 1	Aug-Nov	Brown/Red	P, H, B	Sandy clay, lateritic loam, sand or gravel, gravelly clay. Plains & flats, ironstone ridges, swampy areas. Waterlogging tolerant.	
<i>Machaerina articulata</i>	Jointed Twig Rush	to 2.5	Jan-Dec	Red/Brown	P, B	Found in swamps and around lakes in wet black sand. Can withstand prolonged periods of inundation up to 1m.	
<i>Machaerina juncea</i>	Bare Twig-Rush	0.2 – 1.2	Oct-Mar	Grey/Brown	P, B, S	Dark grey soils. Can withstand inundation up to 30cm.	
<i>Machaerina preissii</i>		to 2	Jul-Dec	Purple/Brown/Grey	P, H	Silty sand, waterlogged soils, swamps. Can withstand inundation up to 30cm	
<i>Machaerina vaginalis</i>	Sheath Twig-rush	to 1.5	Oct-Nov	Brown	P, H, B, S	Dark brown soils along watercourses and in winter-wet depressions. Can withstand inundation up to 30cm.	
<i>Schoenoplectus tabernaemontani</i>	Lake Club-rush	to 2	Oct-Feb	Brown	P, H, F, B, S	Silt and sand in fresh and brackish water in swamps and estuaries. Can withstand inundation to 1m.	

Grasses

In our region there is an abundance of native grass species, all of which play an important role in the bushland ecosystem by stabilising the soil, provide food for fauna, create understory habitat and rehabilitate basins and creeks. Although there are over 30 native species of grasses, they are extremely difficult to commercially produce, but the following four species are the most likely to be available from native plant nurseries.

Species	Common Name	Height (m)	Flowers	Colour	Preferred Soil Type	Favourable Environment	Other Info
<i>Amphipogon turbinatus</i>	Top Greybeard Grass	0.2 – 0.8	Jul-Dec	Purple/Green/Grey	P, F, B	White, grey, lateritic or granitic sand and brown loam in winter-wet flats	
<i>Austrostipa elegantissima</i>	Feather Speargrass	0.35 – 2	Aug-Jan		P, H, F	Sand, loam, clay, granite, occasionally saline, well drained soils.	
<i>Cymbopogon oblectus</i>	Silky Heads	0.3 – 1	Nov-Jan	Green/Purple	P, H, F, B	Brown or red loam, red sand or granite. Rocky areas.	
<i>Microlaena stipoides</i>	Weeping Grass	0.3 – 0.75	Aug-Nov	Green/Purple	B	Grey sand, clay or lateritic loam. Damp, shady areas.	

Waterwise Verges

To assist in preserving Murray's natural heritage, the Shire promotes the use of species native to the area. The Shire encourages the selection of unirrigated, dryland, native plants that are suitable for the local conditions. These are typically local native species which can survive our hot dry summers with little to no supplementary watering (once established).

The use of native vegetation has many benefits including:

- Suitability to local soils and climate
- Require less water and maintenance
- Remove the need to install reticulation which can be costly and require continuous maintenance
- Require less fertilizer, protecting water quality
- Provide food and habitat for wildlife
- Preserves natural heritage

Low growing shrubs and groundcovers are recommended, to maintain clear visibility for pedestrians, cyclists and vehicles. Other than street trees, the **plants should not exceed 750mm in height**. Plants shall not be thorny or poisonous.

Key



Bird Attracting – Attract and provide habitat for birds



Insect Attracting – Attract butterflies, bees or insects



Dieback Resistant – Known to be unaffected by the presence of Phytophthora dieback










Low Flammability – Leaves of these plants have a higher water content and lower oil content than other species. They catch fire slowly, burn slow and produce low flames.



Suitable for Fence Screening






Waterwise species suitable for Verges

Species	Common Name	Height (m)	Flowers	Colour	Growing Conditions	Other Info
<i>Acacia applanata</i>	Grass Wattle	0.1 – 0.5	Jun-Oct	Yellow	Full Sun	  
<i>Acacia saligna prostrate</i>	Golden Wreath, Orange Wattle (Prostrate form)	0.3 – 0.4	Jul-Nov	Yellow	Full Sun, Part Sun	  
<i>Acacia sessilis</i>		to 1	Jul-Oct	Yellow	Full Sun, Part Shade	
<i>Acacia stenoptera</i>	Narrow Winged Wattle	0.2 – 0.7	Mar-Dec	Cream/Yellow	Full Sun	  
<i>Adenanthos obovatus</i>	Basket Flower	0.3 – 1	May-Dec	Red/Orange		  
<i>Agrostocrinum scabrum</i>	Blue Grass Lily	to 1	Sep-Nov	Blue/White	Full Sun, Part Shade	
<i>Anigozanthos bicolor</i>	Little Kangaroo Paw	0.05 – 0.6	Aug-Oct	Red/Green		 
<i>Anigozanthos humilis</i>	Catspaw	0.1 – 1	Jul-Oct	Yellow/Red	Full Sun, Part Shade	  
<i>Anigozanthos manglesii</i>	Mangles Kangaroo Paw	0.2 – 1	Aug-Nov	Red/Green	Full Sun	  
<i>Banksia blechnifolia</i>	Southern Blechnum Banksia, Ground Banksia	to 0.7	Sep-Nov	Cream/Brown/Pink/Red	Full Sun	 
<i>Banksia dallanneyi</i>	Couch Honeypot	to 0.5	May-Oct	Yellow/Pink	Full Sun	  
<i>Banksia gardneri</i>	Prostrate Banksia	to 0.35	Apr-Nov	Orange/Brown/Red	Full Sun, Part Shade	
<i>Banksia nivea</i>	Honeypot Dryandra	0.15 – 1.5	Apr-Nov	Cream/Orange/Brown	Full Sun	 

<i>Banksia petiolaris</i>	Banksia	0.3 – 0.5	Sep-Dec	Yellow/Red/Cream/Brown	Fun Sun, Part Shade	
<i>Banksia repens</i>	Creeping Banksia	to 0.4	Sep-Nov	Cream/Pink/Brown/Orange	Full Sun, Part Shade	
<i>Billardiera fusiformis</i>	Australian Bluebell	Climber	Nov-Fab	Blue/White	Shade tolerant	  
<i>Bossiaea eriocarpa</i>	Common Brown Pea	0.2 – 1	Jul-Nov	Yellow/Brown/Red	Full Sun, Part Shade	
<i>Brachyscome iberidifolia</i>	Swan River Daisy	0.05 – 0.45	Jul-Nov	Blue/Purple	Full Sun, Part Shade	 
<i>Calothamnus quadrifidus prostrata</i>	One-sided Bottlebrush (Prostrate form)	to 0.8	Jun-Dec	Red/White/Yellow	Full Sun, Part Shade	 
<i>Calytrix angulata</i>	Yellow Starflower	0.2 – 1	Aug-Jan	Yellow/Cream	Full Sun, Part Shade	
<i>Calytrix flavescens</i>	Summer Star Flower	0.3 – 0.8	Jan-Dec	Yellow	Full Sun, Part Shade	 
<i>Calytrix fraseri</i>	Pink Summer Calytrix, Star flower	0.2 – 1	Nov-Aug	Pink/Yellow	Full Sun, Part Shade	
<i>Carpobrotus virescens</i>	Coastal Pigface	0.1 – 0.3	Jun-Jan	Pink/White	Full Sun	 
<i>Chamaescilla corymbosa</i>	Blue Squill	0.05 – 0.2	Jul-Dec	Blue	Full Sun, Part Shade	 
<i>Chorizema dicksonii</i>	Yellow-eyed Flame Pea	0.3 – 1	Aug-Dec	Red/Orange/Yellow	Full Sun, Part Shade	
<i>Clematis pubescens</i>	Common Clematis, Old Man's Beard	Climber	May-Nov	White	Full Sun, Part Shade	  
<i>Conospermum caeruleum prostrata</i>	Blue Brother, Blue Smoke Bush (Prostrate form)	0.4 – 1	Jun-Nov	Blue	Full Sun, Part Shade	
<i>Conostylis aculeata</i>	Prickly Conostylis	to 0.5	Aug-Nov	Yellow	Full Sun, Part Shade	   
<i>Conostylis candicans</i>	Grey Cottonhead	0.4	Jul-Nov	Yellow	Full Sun	  

<i>Cristonia biloba</i>		0.3 – 0.7	Jun-Aug	Brown/Yellow		
<i>Dampiera diversifolia</i>	Dampiera	0.03 – 0.75	Sep-Dec	Blue/Purple	Full Sun, Part Shade	
<i>Dampiera teres</i>	Terete-leaved Dampiera	0.15 – 0.6	Aug-Nov	Blue/Purple	Full Sun, Part Shade	 
<i>Darwinia citriodora prostrate</i>	Lemon Scented Darwinia (prostrate form)	0.5 – 0.6	May-Dec	Yellow/Red	Full Sun, Part Shade	  
<i>Darwinia macrostegia</i>	Mondorup Bell	0.1 – 1	May-Nov	White/Red	Full Sun, Part Shade	
<i>Dianella revoluta</i>	Blueberry Lily, Spreading Flax Lily	0.3 – 1.5	Aug-Apr	Blue/Purple	Full Sun, Part Shade	  
<i>Eremophila glabra</i>	Kalbarri Carpet, Tar Bush	0.1 – 0.2	Jan-Dec	Gold	Full Sun, Part Shade	 
<i>Gastrolobium capitatum</i>	Eggs and Bacon	0.5 – 1	Jun-Sep	Yellow/Orange	Full Sun, Part Shade	 
<i>Gompholobium aristatum</i>	Yellow Pea	0.1 – 0.8	Jul-Dec	Yellow	Full Sun, Part Shade	
<i>Gompholobium knightianum</i>	Handsome Wedge Pea	0.1 – 0.5	Jul-Dec	Pink/Purple	Part Sun, Part Shade	  
<i>Gompholobium marginatum</i>		0.05 – 0.4	Aug-Nov	Yellow	Full Sun, Part Shade	
<i>Gompholobium tomentosum</i>	Hairy Yellow Pea	0.3 – 1	Jul-Jan	Yellow	Full Sun, Part Shade	  
<i>Grevillea bipinnatifida</i>	Fuchsia Grevillea	0.2 – 1	Mar-Jan	Orange/Red	Full Sun, Part Shade	 
<i>Grevillea obtusifolia</i>	Gingin Gem	0.2 – 2	Apr-Nov	Red/Pink	Full Sun	 
<i>Grevillea pilulifera</i>	Woolly-Flowered Grevillea	0.2 – 1	Apr-Dec	White		 
<i>Grevillea quercifolia</i>	Oak-Leaf Grevillea	0.3 – 0.7	Jul-Dec	Pink/Red/Purple		

<i>Grevillea saccata</i>	Pouched Grevillea	0.25 – 0.5	Apr-Nov	Red	Full Sun, Part Shade	
<i>Grevillea thelemanniana</i>	Spider-net Grevillea	0.3 - 1	May-Nov	Pink/Red	Full Sun, Part Shade	 
<i>Grevillea wilsonii</i>	Native Fuchsia	0.4 – 1	Jan-Nov	Red	Full Sun, Part Shade	 
<i>Hardenbergia comptoniana</i>	Native Wisteria	Climber	Jul-Oct	Blue/Purple	Full Sun, Part Shade	    
<i>Hemiandra pungens</i>	Snakebush	0.1 – 1	Jan-Dec	White/Purple	Full Sun, Part Shade	   
<i>Hibbertia huegelii</i>		0.1 – 0.6	Jul-Dec	Yellow		
<i>Hibbertia hypericoides</i>	Yellow Buttercups	0.2 – 1	Apr-Dec	Yellow	Full Sun, Part Shade	
<i>Hibbertia racemosa</i>	Stalked Guinea Flower	0.1 – 0.75	Jul-Dec	Yellow	Full Sun, Part Shade	
<i>Hibbertia vaginata</i>		0.2 – 0.75	Jul-Oct	Yellow		 
<i>Hovea chorizemifolia</i>	Holly-leaved Hovea	0.1 – 0.6	May-Oct	Purple	Full Sun, Part Shade	
<i>Hovea pungens</i>	Devil's Pins	0.2 – 1.8	May-Nov	Purple/Blue	Full Sun, Part Shade	 
<i>Hovea trisperma</i>	Common Hovea	0.1 – 0.7	May-Nov	Purple	Full Sun, Full Shade	  
<i>Hybanthus calycinus</i>	Wild Violet	0.1 – 0.6	Jul-Oct	Blue/Purple		
<i>Hypocalymma robustum</i>	Swan River Myrtle	0.4 - 1	Sep-Nov	Pink/Red	Full Sun, Part Shade	 
<i>Isolepis cernua</i>	Nodding Club-rush, Fairylights	to 0.3	Jun-Feb	Green/Brown	Part Shade	
<i>Isotropis cuneifolia</i>	Granny Bonnets	0.05 – 0.3	Jul-Nov	Yellow/Orange	Full Sun, Part Shade	 
<i>Jacksonia sericea</i>	Waldjumi	to 0.6	Dec-Feb	Orange		

<i>Kennedia coccinea</i>	Coral Vine	Climber	Sep-Nov	Pink/Orange	Full Sun, Part Shade	   
<i>Kennedia prostrata</i>	Running Postman	Ground Cover	Apr-Nov	Red	Full Sun	   
<i>Leschenaultia biloba</i>	Blue Leschenaultia	0.15 - 1	Jul-Dec	Blue	Full Sun	 
<i>Leschenaultia floribunda</i>	Free-flowering Leschenaultia	0.15 - 1	Aug-Oct	Blue	Full Sun, Part Shade	 
<i>Leschenaultia hirsuta</i>	Red Leschenaultia, Hairy Leschenaultia	0.1 – 0.7	Aug-Dec	Red		
<i>Leucophyta brownii</i>	Cushion Bush	to 1	Dec-Feb	Yellow	Full Sun, Part Shade	 
<i>Marianthus bicolor</i>	Painted Marianthus	Climber	Dec-May	White/Cream	Full Sun	  
<i>Melaleuca huegelii prostrate</i>	Chenille Honey Myrtle (Prostrate form)	to 0.2	Nov-Jan	White	Full Sun	 
<i>Melaleuca trichophylla</i>	Pretty Honey Myrtle	0.15 – 0.8	Aug-Dec	Pink/Purple	Full Sun	 
<i>Orthrosanthus laxus</i>	Morning Iris	0.15 – 0.55	Aug-Nov	Blue	Full Sun, Part Shade	  
<i>Orthrosanthus polystachus</i>	Many Spike Orthrosanthus, Shade Iris	0.6 – 1.2	Sep-Nov	Blue/Purple	Full Sun, Part Shade	
<i>Patersonia occidentalis</i>	Purple Flag, Native Iris	0.5 – 1.5	Aug-Jan	Purple	Full Sun	  
<i>Petrophile linearis</i>	Pixie Mops	0.2 - 1	Aug-Dec	Pink/White/Grey	Full Sun, Part Shade	 
<i>Philothea spicata</i>	Pepper and Salt	0.2 – 0.6	Jun-Nov	Pink/Purple	Full Sun, Part Shade	
<i>Pimelea ferruginea</i>	Coast Pimelea	0.3 – 1	Aug-Dec	Pink	Full Sun	  
<i>Pimelea rosea</i>	Rose Banjine	0.3 - 1	Jul-Dec	Pink/Purple/Red	Full Sun, Part Shade	  

<i>Scaevola aemula</i>	Fairy Fan Flower	to 0.5	Aug-Mar	Blue/White	Full Sun, Part Shade	
<i>Scaevola calliptera</i>	Royal Robe	0.1 – 0.4	Sep-Jan	Purple	Full Sun	
<i>Scaevola crassifolia</i>	Thick-leaved Fan-flower	0.1 – 1.5	Jul-Feb	Blue/White	Full Sun	
<i>Sowerbaea laxiflora</i>	Purple Tassels	0.15 – 0.6	Sep-Jan	Purple		
<i>Thysanotus dichotomus</i>	Branching Fringed Lily	0.25 – 1.5	Sep-Jan	Purple		 
<i>Thysanotus multiflorus</i>	Many Flowered Fringed Lily	0.1 – 0.8	Aug-Jan	Purple	Full Sun, Part Shade	 
<i>Trachymene coerulea</i>	Blue Lace Flower, Rottnest Island Daisy	0.1 – 1	Oct-Dec	Blue/Purple/White	Full Sun, Part Shade	



Native Wisteria



Pink Summer Calytrix



Many Flowered Fringe Lily



Blue Lace Flower



Golden Wreath Wattle



Cat's Paw





Hibbertia sp.



Purple Tassels

1915 Pinjarra Road,
Pinjarra WA 6208
PO Box 21 Pinjarra WA 6208

T: 08 9531 7777
F: 08 9531 1981
mailbag@murray.wa.gov.au
www.murray.wa.gov.au

 /ShireofMurray
 @ShireofMurray

